


PIKE DELTA YORK
LOCAL
SCHOOL DISTRICT



Monthly Financial Report – October 2021

November 17th, 2021

Matt A. Feasel, Treasurer/C.F.O.



November 17th, 2021

Dear Members of the Pike Delta York Board of Education:

The following pages represent the financial status of the Pike Delta York Local School District as of October 31st, 2021 for all funds submitted for your consideration. Please review the following:

1. General, Revenue & Budget Analysis
2. Cash Reconciliation Report
3. Investment Register
4. Financial Report by Fund
5. Monthly Check Register
6. Unencumbered Liabilities Register
7. Transfer and Advance Register
8. Donations to the District
9. Appropriation Revisions for the month and fiscal year 2021-22.

As always, if you should have any questions or need any additional information, please feel free to contact me at any time at 419-822-3391, Ext 5103.

Respectfully Submitted,

Matt A. Feasel, Treasurer/CFO
Pike Delta York Local School District

PIKE DELTA YORK LOCAL SCHOOL DISTRICT Monthly Financial Narrative

General Fund Analysis

This document is prepared in an attempt to summarize the cash position of the Pike Delta York Local School District as of the end of October, 2021. This analysis incorporates four (4) different areas:

1. 2021-22 Fiscal Year Estimate - This column represents the actual cash balance on July 1, 2021 (\$ 832,916.75) at the beginning of the fiscal year. It also contains the projected revenue from July 1, 2021 to June 30, 2022, (\$ 14,666,031.00); the projected expenditure level (\$ 15,372,560.00) and the projected ending balance (\$ 126,387.75) on June 30, 2022.
2. October 2021 Actual - This column represents actual activity for the month of October 2021.
3. 2021-22 Fiscal Y-T-D - This column represents actual activity from the 1st of July, 2021 through the end of October 2021.

SUMMARY

This financial report represents projections prepared for the updated May of 2021 five year forecast for fiscal year 2021-2022 and actual revenue and expenses. The annual projections for fiscal year 2021-22 projected out on a monthly basis for July of 2021 through June of 2022 utilizing the most current information and historical collection and expenditure trends from previous fiscal years. If variances occur between the projected amounts for the month and the actual, the rationale behind those differences will be explained.

The comparison of year-to-date activity from July of 2020 to July of 2021 can be found on page 7 of the financial analysis. The timing of revenue being received and expenses being paid throughout the year July create variances throughout this report. We will attempt to explain those significant variances when they occur within the summaries.

Pike Delta York Local Schools

General Fund Analysis

October 2021

	2021-22 Estimate	October 2021 Summary	2020-21 Fiscal Y-T-D
Beginning Balance	832,916.75	1,440,895.99	832,916.75
Revenue	14,666,031.00	622,346.66	5,150,925.02
Expenditures	15,372,560.00	1,223,091.49	5,143,690.61
Ending Balance	126,387.75	840,151.16	840,151.16
Projected Ending Balance - September 2021		1,176,662.00	
Variance		-336,510.84	
% of Variance		-28.60%	

PIKE DELTA YORK LOCAL SCHOOL DISTRICT Monthly Financial Narrative

General Fund Revenue Analysis

This document evaluates our sources of revenue.

1. 2021-22 Estimates – This column represents the most current revenue projections from July 1st, 2021 through June 30th, 2022.
2. Projected Revenue for October of 2021 – This column represents the estimated revenue that the district anticipated receiving during the month October.
3. October 2021 Actual - This column represents actual cash receipts received during the month of October of 2021.
4. 2021-22 Projected – This column represents the estimated revenue from July 2021 through October 2021.
5. 2021-22 Actual – This column represents actual cash receipts received from July of 2021 through October of 2021.
6. Variance - This column represents the estimated revenue from July 2021 through October 2021 (Column 4) minus the actual receipts that we have actually received during that same time period (Column 5) to give us a variance for comparison purposes.
7. Percentage Received – Revenue actually received divided by the anticipated revenue.

SUMMARY

Interest proceeds tend to fluctuate monthly. Our earnings for this month was less than we anticipated but we will more than likely see a spike next month. You can see, our year-to-date earnings are not far off. We will review this as we review our projections for the update five year forecast.

We received some tuition payments that we weren't anticipating until the funding formula revisions were made. Apparently they decided to keep those on schedule. However, we saw that same transactions on the other side of the ledger with charges to us for students that we are responsible for tuition wise.

We received a Medicaid reimbursement this month that was not included in our original projections. This is just a timing issue so we will more than likely be short in another month.

In comparison, our state foundation is holding us back from keeping pace with our revenue income from last year. Revenue is down 2.38% or \$ 125,769.76 from last year. With the new funding mechanism on hold and a number of things on hold, our foundation payments account for \$ 152,745.65 of that variance. Otherwise we would be ahead of last year's pace.

Pike Delta York Local Schools

General Fund Revenue Analysis

October 2021

<i>Revenue Source</i>	2020-21 Annual Estimate	October 2021 Projected	October 2021 Actual	2020-21 Projected	2020-21 Actual	Annual Variance	Percentage Received
Real Estate Taxes	4,744,936.00	0.00	0.00	2,023,017.00	2,014,607.26	-8,409.74	42.46%
Public Utility Pers. Prop.	756,308.00	0.00	0.00	350,163.00	349,582.39	-580.61	46.22%
Income Tax	104,774.00	0.00	0.00	0.00	0.00	0.00	0.00%
Investments	32,000.00	2,092.00	673.56	10,102.00	11,804.56	1,702.56	36.89%
Other Local Receipts	788,904.00	34,712.00	62,969.64	199,435.00	223,836.94	24,401.94	28.37%
State Foundation	7,268,698.00	545,250.00	543,253.35	2,181,000.00	2,170,617.08	-10,382.92	29.86%
Homestead/Rollback	581,255.00	3,247.00	0.00	289,450.00	283,354.16	-6,095.84	48.75%
Other State/Fed. Receipts	264,156.00	10,479.00	15,450.11	57,198.00	84,877.53	27,679.53	32.13%
Non-Operating Receipts	125,000.00	0.00	0.00	13,243.00	12,245.10	-997.90	9.80%
Totals	14,666,031.00	595,780.00	622,346.66	5,123,608.00 34.94%	5,150,925.02	27,317.02 0.19%	35.12%

PIKE DELTA YORK LOCAL SCHOOL DISTRICT Monthly Financial Narrative

General Fund Budget Analysis

This document evaluates our expenditure levels.

1. 2021-22 Projected Expenditures - Projected expenditure levels for the 2021-22 fiscal year.
2. October Projected Expenditures - Expenditures projected for the month of October of 2021.
3. October 2021 Actual Expenditures - Actual expenditures incurred during the month of October of 2021.
4. 2021-22 Projected Expenditures - This column represents projected expenditures from the 1st of July, 2021 through the end of October 2021.
5. 2021-22 Expenditures - Actual expenditures from July 1st, 2021 through the end of October of 2021.
6. Variance - This column represents the estimated expenditures from July 1st, 2021 through the end of October, 2021 (Column 4) minus the actual expenditures that have actually been incurred during that same period (Column 5) to give us a variance for comparison purposes.
7. % Expended - This figure represents the percentage of funds committed for that specific expenditure area for the year.

SUMMARY

Salary expenses ran a little higher than we anticipated for the month of October. Some of that had to do with how supplemental contracts are now being paid. Fringe benefits continue to run less than projected. We will be reviewing the cash flow as we review the forecast.

In September our purchased services were running less than projected by \$ 27,867.89 and I think I mentioned that they would catch up this month. Our October purchased services budget variance is \$ 5,383.60 over projections. All a matter of timing.

The other areas of the budget, other than salaries and fringes, is within a half of a percent (.48%) and when we look at the overall expenses in comparison to year-to-date projections, we are slightly over by \$ 54,529.61 or 1.07%.

The salary and fringe benefit expense comparison to last year represents 89% of the overall expense variance. This is to be expected within this budget. That % will come down as we progress into fiscal years 2022-23 and 2023-24.

Pike Delta York Local Schools

General Fund Budget Analysis

October 2021

<i>Expenditure Area</i>	2020-21 Appropriations	October 2021 Projected	October 2021 Expenditures	2020-21 Projected	2020-21 Actual	Annual Variance	% Expended
Salaries & Wages	8,030,607.00	594,793.00	599,868.62	2,671,455.00	2,753,348.75	81,893.75	34.29%
Fringe Benefits	3,517,643.00	302,730.00	294,098.45	1,173,508.00	1,152,115.56	-21,392.44	32.75%
Total	11,548,250.00	897,523.00	893,967.07	3,844,963.00	3,905,464.31	60,501.31	33.82%
Purchased Services	3,160,489.00	241,407.00	274,658.49	958,365.00	963,748.60	5,383.60	30.49%
Supplies & Materials	400,204.00	36,844.00	52,526.56	219,043.00	204,928.64	-14,114.36	51.21%
Capital Outlay	2,255.00	0.00	1,172.17	0.00	1,225.97	1,225.97	0.00%
Other Objects	161,362.00	888.00	767.20	66,790.00	68,323.09	1,533.09	42.34%
Non-Operational	100,000.00	0.00	0.00	0.00	0.00	0.00	0.00%
Totals	3,824,310.00	279,139.00	329,124.42	1,244,198.00	1,238,226.30	-5,971.70	32.38%
Grand Total	15,372,560.00	1,176,662.00	1,223,091.49	5,089,161.00 33.11%	5,143,690.61	54,529.61 0.35%	33.46%

Pike Delta York Local Schools

General Fund Year To Date Analysis

October 2021

	October 2020 Actual	October 2021 Actual	Annual Variance	Percentage of Variance
<i>Beginning Cash Balance</i>	1,415,958.00	832,916.75	-583,041.25	-41.18%
<i>Revenue Sources</i>				
Real Estate Taxes	2,002,986.89	2,014,607.26	11,620.37	0.58%
Public Utility Personal	346,697.03	349,582.39	2,885.36	0.83%
Investments	8,889.47	11,804.56	2,915.09	32.79%
Other Local Receipts	236,884.55	223,836.94	-13,047.61	-5.51%
State Foundation	2,323,362.73	2,170,617.08	-152,745.65	-6.57%
Homestead/Rollback	273,514.63	283,354.16	9,839.53	3.60%
Other State Receipts	61,620.88	84,877.53	23,256.65	37.74%
Non-Operating Receipts	22,738.60	12,245.10	-10,493.50	-46.15%
Total Revenue	5,276,694.78	5,150,925.02	-125,769.76	-2.38%
<i>Expenditure Area</i>				
Salaries & Wages	2,617,433.16	2,753,348.75	135,915.59	5.19%
Fringe Benefits	1,120,433.40	1,152,115.56	31,682.16	2.83%
Purchased Services	955,883.55	963,748.60	7,865.05	0.82%
Supplies & Materials	194,872.50	204,928.64	10,056.14	5.16%
Capital Outlay	0.00	1,225.97	1,225.97	0.00%
Other Objects	66,911.35	68,323.09	1,411.74	2.11%
Non-Operational Expenses	0.00	0.00	0.00	0.00%
Total Expenditures	4,955,533.96	5,143,690.61	188,156.65	3.80%
<i>Ending Cash Balance</i>	1,737,118.82	840,151.16	-896,967.66	-51.64%

Gross Depository Balances:

F&M Warrant \$64,604.49
PayForIt \$7,704.54

Total Depository Balances (Gross) \$72,309.03

Adjustments to Bank Balance:

Cash in Transit to Bank \$0.00
Outstanding Checks (\$207,707.43)
Adjustments:

Total Adjustments to Bank Balance (\$207,707.43)

Investments:

Treasury Bonds and Notes \$0.00
Certificate of Deposits \$0.00
Other Securities \$0.00

Other Investments:

F&M - Money Market Commercial Sweep \$153,310.37
Star Ohio \$1,122,963.03
RedTree Investments \$1,981,700.26

Total Investments \$3,257,973.66

Cash on Hand:

Petty Cash:

Athletic Checking \$17,032.50
Athletic Gate Cash \$4,200.00
Board Office Petty Cash \$75.00

Change Cash:

Cafeteria Change Fund \$120.00
Coffee Shop Change Fund \$50.00
High School Change Fund \$50.00

Cash with Fiscal Agent \$0.00

Total Cash on Hand \$21,527.50


Total Balances \$3,144,102.76

Total Fund Balance \$3,144,102.76

Depository Clearance Accounts:

Payroll Checking Account \$30,835.95

Total Clearance Account Balances \$30,835.95



Treasurer

Pike-Delta-York Local School District

Cash Reconciliation

October 2021

	<u>Sub-Totals</u>	<u>Totals</u>
Gross Depository Balances:		
F&M Warrant	64,604.49	
PayForIt	7,704.54	
Total Depository Balances (Gross)		72,309.03
Adjustments to Bank Balance:		
Cash in Transit to Bank		
Outstanding Checks	(207,707.43)	
Total Adjustments		-207,707.43
Other Investments:		
F&M - Money Market (Commercial Sweep)	153,310.37	
Star Ohio - General Fund	1,122,963.03	
RedTree Investments	1,981,700.26	
Total Investments		3,257,973.66
Petty Cash & Change Funds:		
Athletic Checking	17,032.50	
Athletic Gate Cash	4,200.00	
Cafeteria Change Funds	120.00	
H.S. Office Petty Cash	50.00	
Coffee Shop Change Fund	50.00	
Board Office Petty Cash	75.00	
H.S. Cafeteria Coffee Shop Change Fund		
Total Petty Cash		21,527.50
BANK BALANCE		\$ 3,144,102.76
CURRENT CASH BALANCE		\$ 3,144,102.76
Payroll Clearing Account	\$ 30,835.95	

PIKE-DELTA-YORK LOCAL SCHOOL DISTRICT INVESTMENT LISTING

October, 2021

Institution	Account Type	Account Number	Receives Interest	MTD Interest	Interest Rate	Month End Balance
STAR Ohio	GF	11278	Monthly	\$ 108.71	0.07%	\$ 1,122,963.03
F&M State Bank	Sweep	00-46762	Monthly	\$ 18.94		\$ 153,310.37
F&M State Bank	Warrant	00-46763	N/A			\$ 64,604.49
F&M State Bank	PayForIt	21-62209	N/A			\$ 7,704.54
REDTREE	Various	X90527	Monthly	\$ 544.77	2.02%	\$ 1,357,791.16
REDTREE - Scholarships	Various	X90527	Monthly	\$ 250.32	2.02%	\$ 623,909.10
TOTAL INVESTMENTS				\$ 922.74		\$ 3,330,282.69



P.O. Box 7177
Dublin, OH 43017

Account Statement 10/01/2021 - 10/31/2021

ACCOUNT NUMBER

11278

REGISTRATION

PIKE DELTA YORK LCL SCHL DIST
ATTN CFO/TREASURER

504 FERNWOOD ST
DELTA, OH 43515

PIKE DELTA YORK LCL SCHL DIST
ATTN CFO/TREASURER
504 FERNWOOD ST
DELTA, OH 43515

01060



Client Services



Call: 800-648-STAR (7827)



Visit our website: www.tos.ohio.gov/star-ohio



Funds Management

STAR Ohio
Columbus, OH 43260

Shareholder Message Center

STAR Ohio will be closed Thursday, November 11, 2021 in observance of Veterans Day and Thursday, November 25th in observance of Thanksgiving Day. The market will close early on Friday, November 26, 2021. The deadline for all transactions will be 1:00pm on this day. No bank account changes at this time. Please continue to use your current STAR Ohio bank account instructions with Huntington National Bank. There will be communication in advance of any future bank changes.

STAR Ohio implemented some website enhancements to the participant website that went into effect in September. To access the website, click on the "STAR Ohio Login" at: www.starohio.com. Enhancements include:

- Enhanced security measures such as multi-factor authentication which sends a code to the user's email address on file;
- Easy access to forms and fund information such as the Authorized Signer Form, viewing of daily STAR Ohio rates, the S&P 500 report, and the STAR Ohio Investment Policy Statement;
- Enhanced trading capabilities such as now allowing purchases by Fed Wire to be placed on the web.

Please mail all check deposits to STAR Ohio, PO Box 7177, Dublin, OH 43017. Feel free to contact STAR Ohio Client Services with any questions at (800) 648-7827(STAR) or email info@starohio.com.

PORTFOLIO SUMMARY

Funds	Total Shares	Share Price	Share Value
STAR Ohio	1,122,963.030	\$1.00	\$1,122,963.03

DISTRIBUTION SUMMARY

Funds	YTD Earnings			Reinvestment Option		
	Income Dividend	S/T Cap Gains	L/T Cap Gains	Income Dividend	S/T Cap Gains	L/T Cap Gains
STAR Ohio	\$1,314.45	\$0.00	\$0.00	Reinvest	Reinvest	Reinvest

TRANSACTIONS

STAR Ohio Account Number: 11278

30 Day Yield = 0.07%

Date	Transaction Type	To/From Account Number	Shares	Share Price	Gross Amount	Share Volume
	Opening Balance		2,340,386.460	\$1.00		\$2,340,386.46
10/01/2021	Purchase		34,887.350	1.00	\$34,887.35	2,375,273.81
10/07/2021	Redemption		-400,000.000	1.00	-\$400,000.00	1,975,273.81
10/12/2021	Purchase		70,887.860	1.00	\$70,887.86	2,046,161.67
10/12/2021	Purchase		70,111.480	1.00	\$70,111.48	2,116,273.15
10/15/2021	Purchase		183,796.570	1.00	\$183,796.57	2,300,069.72
10/15/2021	Redemption		-\$575,068.750	1.00	-\$575,068.75	1,725,000.97
10/15/2021	Redemption		-\$175,000.000	1.00	-\$175,000.00	1,550,000.97
10/21/2021	Redemption		-\$500,000.000	1.00	-\$500,000.00	1,050,000.97
10/28/2021	Purchase		15,540.490	1.00	\$15,540.49	1,065,541.46

Continued On Next Page

Account Statement
10/01/2021 - 10/31/2021

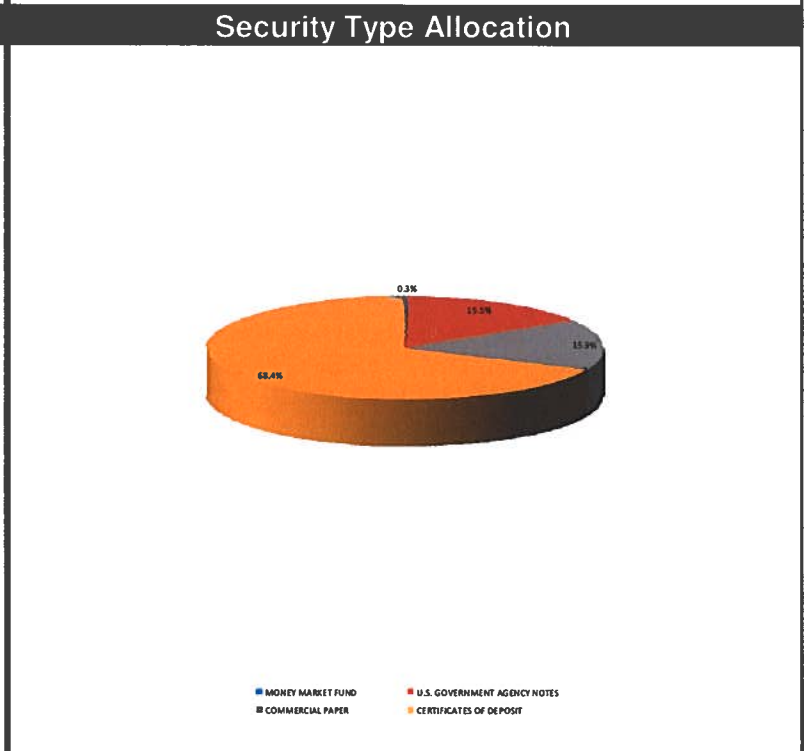
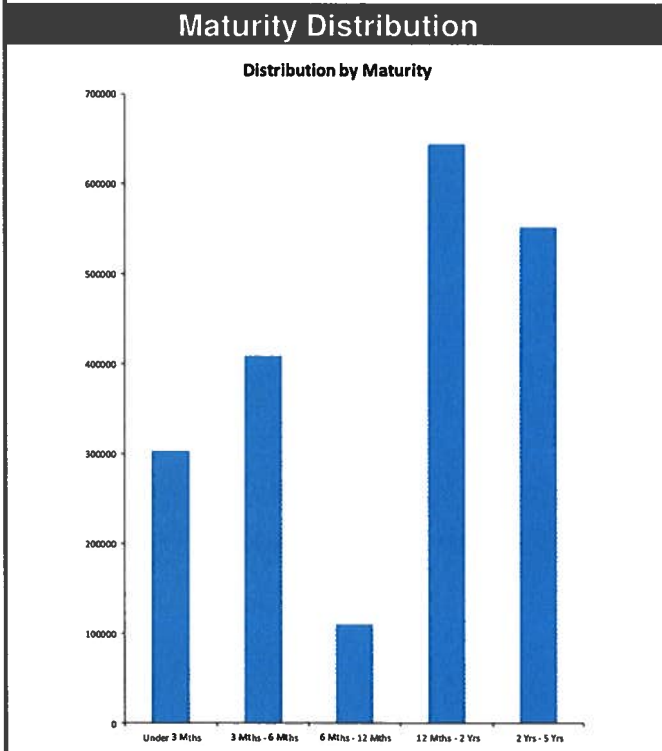
ACCOUNT NUMBER

11278

Date	Transaction Type	To/From Account Number	Shares	Share Price	Gross Amount	Share Volume
10/29/2021	Purchase		207,312.860	1.00	\$207,312.86	1,272,854.32
10/29/2021	Income Dividend Reinvestment		108.710	1.00	\$108.71	1,272,963.03
10/29/2021	Redemption		-\$150,000.000	1.00	-\$150,000.00	1,122,963.03
	Closing Balance		1,122,963.030	\$1.00		\$1,122,963.03

Monthly Investment Summary
Pike-Delta-York Local Schools
US Bank Custodian Acct Ending x90527
October 31, 2021

Monthly Cash Flow Activity		Market Value Summary				
From 09-30-21 through 10-31-21		Security Type	Market Value	Pct. Assets	Avg Yield at Cost	Wght Avg Mat
Beginning Book Value	1,980,905.17	Money Market Fund				
Contributions	0.00	MONEY MARKET FUND	6,062.04	0.3	0.01	0.00
Withdrawals	0.00	Fixed Income				
Prior Month Management Fees	-168.90	U.S. GOVERNMENT AGENCY NOTES	311,503.50	15.4	0.50	3.24
Realized Gains/Losses	0.00	Accrued Interest	341.49	0.0		
Gross Interest Earnings	963.99	Commercial Paper				
Ending Book Value	1,981,700.26	COMMERCIAL PAPER	319,804.36	15.8	0.18	0.37
		Certificate of Deposit				
		CERTIFICATES OF DEPOSIT	1,377,807.89	68.1	2.80	1.15
		Accrued Interest	8,891.81	0.4		
		TOTAL PORTFOLIO	2,024,411.09	100.0	2.02	1.34



Disclosures:

RedTree's internal accounting system is used as the source of the market value of this account. Although obtained from a source believed to be reliable, we cannot guarantee its accuracy. You should review all account statements provided by the custodian and compare with the statements provided by RedTree.

Portfolio Holdings Report
Pike-Delta-York Local Schools
US Bank Custodian Acct Ending x90527
 October 31, 2021

Quantity	Cusip	Security Description	Moody's	S&P	Cost Basis	Market Value	Yield at Cost	Wtd Maturity	Purchase Date
U.S. GOVERNMENT AGENCY NOTES									
80,000	3133EMUF7	Federal Farm Credit Bank 0.220% Due 09-22-23	Aaa	AA+	79,935.84	79,554.16	0.25	1.89	03-22-21
100,000	3133EMER9	Federal Farm Credit Bank 0.470% Due 01-27-25	Aaa	AA+	99,885.00	99,100.14	0.50	3.20	10-29-20
35,000	3136G43L5	Federal Natl Mtg Assoc 0.550% Due 09-30-25	Aaa	AA+	35,000.00	34,531.16	0.55	3.86	09-30-20
50,000	3134GXHD9	Federal Home Ln Mtg 0.700% Due 12-23-25	Aaa	AA+	50,000.00	49,391.36	0.70	4.06	12-23-20
50,000	3130AKZ25	Federal Home Ln Bank 0.650% Due 02-26-26	Aaa	AA+	50,000.00	48,926.68	0.65	4.24	02-26-21
	Accrued Interest					341.49			
					314,820.84	311,844.99	0.50	3.24	
CERTIFICATES OF DEPOSIT									
195,000	61760ASB6	Morgan Stanley Private Bank, NY 3.250% Due 11-15-21			194,707.50	195,292.30	3.30	0.04	11-15-18
150,000	02007GHF3	Ally Bank, UT 2.900% Due 01-31-22			149,925.00	151,103.70	2.92	0.25	01-31-19
150,000	7954502A2	Sallie Mae Bank, UT 2.750% Due 03-21-22			149,737.50	151,583.10	2.81	0.39	03-21-19
150,000	17312QX79	Citibank NA, SD 3.400% Due 12-21-22			149,775.00	155,450.40	3.44	1.11	12-21-18
150,000	20033AS23	Comenity Capital Bank, UT 2.850% Due 03-15-23			149,737.50	155,278.35	2.91	1.35	03-18-19
90,000	949763YY6	Wells Fargo Bank, SD 2.750% Due 04-10-23			89,973.00	93,167.37	2.77	1.41	04-23-19
158,000	58404DHN4	Medallion Bank, UT 0.350% Due 07-20-23			158,000.00	157,863.96	0.35	1.71	07-21-20
150,000	38148P3A3	Goldman Sachs Bank USA, NY 3.550% Due 12-12-23			149,700.00	159,595.20	3.59	2.03	12-12-18
150,000	949763YW0	Wells Fargo Bank, SD 2.950% Due 03-27-24			149,700.00	158,473.50	3.01	2.32	03-27-19
	Accrued Interest					8,891.81			
					1,341,255.50	1,386,699.70	2.80	1.15	
COMMERCIAL PAPER									
105,000	46640PZP1	JP Morgan 0.000% Due 12-23-21	P-1	A-1	104,844.25	104,985.51	0.20	0.15	03-31-21
105,000	50244MBU5	LVMH Moet 0.000% Due 02-28-22	P-1	A-1	104,866.13	104,953.38	0.17	0.33	06-03-21
110,000	09659KF62	BNP Paribas 0.000% Due 06-06-22	P-1	A-1	109,851.50	109,865.47	0.18	0.60	09-09-21
					319,561.88	319,804.36	0.18	0.37	
MONEY MARKET FUND									
	USBMMF	First American Treasury Obligations Fund			6,062.04	6,062.04	0.01		
TOTAL PORTFOLIO					1,981,700.26	2,024,411.09	2.02	1.34	

Disclosures:

RedTree's internal accounting system is used as the source of the market value of this account. Although obtained from a source believed to be reliable, we cannot guarantee its accuracy. You should review all account statements provided by the custodian and compare with the statements provided by RedTree.

Questions? Call 888.596.2293 or email info@redtreeinv.com

PIKE-DELTA-YORK LOCAL SCHOOLS

Cash Summary Report

Full Account Code	Description	Initial Cash	MTD Received	FYTD Received	MTD Expended	FYTD Expended	Fund Balance	Encumbrance	Unencumbered Balance
001-0000	GENERAL FUND	\$ 792,543.15	\$ 621,336.67	\$ 5,120,820.05	\$ 1,220,696.75	\$ 5,141,295.87	\$ 772,067.33	\$ 353,024.75	\$ 419,042.58
001-9000	GENERAL FUND - TECHNOLOGY	40,373.60	1,009.99	30,104.97	2,394.74	2,394.74	68,083.83	2,774.00	65,309.83
002-9799	BOND RETIREMENT - 2015	1,483,765.79	0.00	435,900.36	575,068.75	583,537.67	1,336,128.48	0.00	1,336,128.48
003-0000	PERMANENT IMPROVEMENT FUND	186,135.13	0.00	174,360.45	6,147.00	216,588.94	143,906.64	102,862.56	41,044.08
006-0000	FOOD SERVICE FUND	0.00	89,596.32	128,984.31	45,136.55	144,127.62	(15,143.31)	42,765.22	(57,908.53)
007-9001	BEN ATHERTON MEMORIAL SCHOLARSHIP	170.88	0.07	0.71	0.00	1,000.00	(828.41)	0.00	(828.41)
007-9002	NATE PARSONS MEMORIAL SCHOLARSHIP	2,789.54	1.13	1,324.67	0.00	500.00	3,614.21	0.00	3,614.21
007-9100	CLYDE J KINNEY MEMORIAL SCHOLARSHIP	28,098.29	11.34	117.45	0.00	200.00	28,015.74	0.00	28,015.74
007-9290	COACH CORY'S BACKPACK BUDDIES	7,592.91	20.00	401.77	94.04	94.04	7,900.64	2,905.96	4,994.68
007-9300	TOMMY CHILDRESS JR. MEMORIAL SCHOLARSHIP	16,014.78	6.42	66.52	0.00	0.00	16,081.30	0.00	16,081.30
007-9400	PDYLS D BOARD OF EDUCATION SCHOLARSHIP	400.00	0.00	0.00	0.00	500.00	(100.00)	500.00	(600.00)
007-9500	PDY FACULTY & STAFF MEMORIAL SCHOLARSHIP	37,109.33	14.98	155.13	0.00	600.00	36,664.46	0.00	36,664.46
007-9800	CLASS OF 1956 MEMORIAL SCHOLARSHIP	1,009.64	0.41	4.22	0.00	0.00	1,013.86	0.00	1,013.86
007-9900	RICHARD SELL MEMORIAL SCHOLARSHIP	534,176.12	215.56	2,232.80	0.00	2,500.00	533,908.92	0.00	533,908.92
007-9990	SPROW BUCKS - TEACHER GRANT AWARD	802.36	0.00	0.00	0.00	516.24	286.12	0.00	286.12
007-9991	KICKSTARTER SCHOLARSHIP	1,215.75	0.41	4.24	0.00	0.00	1,219.99	500.00	719.99
007-9992	SHARON K. BRUCE SCHOLARSHIP	1,000.00	0.00	0.00	0.00	500.00	500.00	0.00	500.00
009-9100	U.S.S.F. - DELTA ELEMENTARY	0.00	1,825.00	2,100.00	3,089.41	6,666.63	(4,566.63)	72.90	(4,639.53)
009-9200	U.S.S.F. - DELTA M.S.	0.00	316.00	1,159.00	6,581.43	7,864.75	(6,705.75)	3,350.20	(10,055.95)
009-9300	U.S.S.F. - DELTA H.S.	9,237.99	475.75	2,164.44	3,676.07	12,369.05	(966.62)	2,176.66	(3,143.28)
018-9002	DELTA ELEMENTARY	22,180.49	768.00	4,672.87	515.00	3,436.52	23,416.84	5,004.13	18,412.71
018-9005	DELTA MIDDLE SCHOOL	7,796.27	0.00	645.37	479.25	1,015.31	7,426.33	350.27	7,076.06
018-9006	DELTA HIGH SCHOOL	10,852.80	0.00	180.00	253.72	557.72	10,475.08	344.27	10,130.81
019-9171	WELLNESS GRANT	0.00	0.00	2,560.00	0.00	0.00	2,560.00	0.00	2,560.00
019-9173	J. PATTERSON LIBRARY GRANT	1,418.12	0.00	0.00	0.00	0.00	1,418.12	0.00	1,418.12
019-9175	FOUNDATION GRANTS	0.00	0.00	0.00	0.00	0.00	0.00	0.00	0.00
019-9176	M.S. AFTER-SCHOOL PROGRAM	4,132.14	0.00	0.00	0.00	0.00	4,132.14	0.00	4,132.14
019-9177	PREVENTION EDUCATION GRANT	16,272.00	0.00	0.00	0.00	0.00	16,272.00	0.00	16,272.00
034-9009	PERMANENT IMPROVEMENT - O.S.F.C. PROJECT	78,958.65	0.00	37,765.10	6,723.03	12,308.12	104,415.63	30,457.49	73,958.14
200-9021	CLASS OF 2021	2,476.69	0.00	0.00	1,930.00	1,930.00	546.69	320.00	226.69
200-9022	CLASS OF 2022	1,919.85	700.00	1,348.00	695.40	695.40	2,572.45	75.00	2,497.45

PIKE-DELTA-YORK LOCAL SCHOOLS

Cash Summary Report

Full Account Code	Description	Initial Cash	MTD Received	FYTD Received	MTD Expended	FYTD Expended	Fund Balance	Encumbrance	Unencumbered Balance
200-9023	CLASS OF 2023	\$ 5,456.41	\$ 5,803.50	\$ 9,789.50	\$ 391.60	\$ 741.60	\$ 14,504.31	\$ 373.53	\$ 14,130.78
200-9024	CLASS OF 2024	16,540.30	1,417.50	1,546.50	0.00	0.00	18,086.80	80.00	18,006.80
200-9025	CLASS OF 2025	4,523.29	1,921.50	2,104.25	162.44	162.44	6,465.10	0.00	6,465.10
200-9026	CLASS OF 2026	5,413.82	210.00	360.00	0.00	0.00	5,773.82	0.00	5,773.82
200-9027	CLASS OF 2027	12,311.09	155.00	155.00	0.00	0.00	12,466.09	0.00	12,466.09
200-9028	CLASS OF 2028	8,484.71	20.00	20.00	0.00	0.00	8,504.71	0.00	8,504.71
200-9029	STUDENT MANAGED ACTIVITY	0.00	20.00	20.00	0.00	0.00	20.00	0.00	20.00
200-9030	STUDENT MANAGED ACTIVITY	0.00	130.00	1,690.00	0.00	0.00	1,690.00	0.00	1,690.00
200-9050	M.S. - DRAMA CLUB	0.00	0.00	0.00	0.00	0.00	0.00	0.00	0.00
200-9100	H.S. - DRAMA CLUB	4,195.83	0.00	0.00	0.00	0.00	4,195.83	0.00	4,195.83
200-9150	M.S. - SCIENCE CLUB	664.80	0.00	0.00	0.00	0.00	664.80	0.00	664.80
200-9280	H.S. - SPANISH CLUB	2,128.85	148.00	326.00	0.00	0.00	2,454.85	0.00	2,454.85
200-9320	H.S. - FCCLA	5,221.05	0.00	0.00	0.00	0.00	5,221.05	0.00	5,221.05
200-9330	H.S. - FFA	3,759.12	19,200.22	20,738.22	5,271.78	6,060.48	18,436.86	6,096.74	12,340.12
200-9550	M.S. - CHEERLEADERS	1,810.36	0.00	450.00	555.92	555.92	1,704.44	0.00	1,704.44
200-9553	H.S. - CHEERLEADERS	5,067.03	1,208.99	9,854.25	4,734.11	9,334.87	5,586.41	86.92	5,499.49
200-9610	H.S. - STUDENT COUNCIL	1,710.32	251.00	1,612.00	2,337.87	2,337.87	984.45	450.00	534.45
200-9611	M.S. - STUDENT COUNCIL	263.46	523.00	523.00	20.93	20.93	765.53	335.62	429.91
200-9650	H.S. - SADD	740.79	0.00	0.00	0.00	0.00	740.79	0.00	740.79
200-9651	M.S. - SADD	387.32	0.00	0.00	0.00	0.00	387.32	0.00	387.32
200-9689	H.S. - DEL HI	4,287.04	100.00	564.25	0.00	0.00	4,851.29	633.15	4,218.14
200-9690	H.S. - GREEN & WHITE	862.66	0.00	0.00	0.00	0.00	862.66	0.00	862.66
200-9691	M.S. - YEARBOOK	9,671.94	0.00	849.00	0.00	0.00	10,520.94	0.00	10,520.94
200-9710	H.S. - NATIONAL HONOR SOCIETY	355.63	0.00	0.00	0.00	0.00	355.63	0.00	355.63
200-9711	M.S. - NATIONAL HONOR SOCIETY	5,241.78	0.00	0.00	0.00	0.00	5,241.78	156.37	5,085.41
300-9200	M.S. - ODYSSEY OF THE MIND	26,714.55	0.00	0.00	0.00	1,498.00	25,216.55	415.00	24,801.55
300-9350	H.S. - ART CLUB	1,838.82	30.00	30.00	0.00	0.00	1,868.82	250.00	1,618.82
300-9440	H.S. - BAND	2,744.90	31.00	606.00	200.00	200.00	3,150.90	1,000.00	2,150.90
300-9470	H.S. - DELAIRE'S	4,344.41	0.00	0.00	0.00	0.00	4,344.41	0.00	4,344.41
300-9490	H.S. - MUSICAL	0.00	0.00	0.00	37.08	37.08	(37.08)	0.00	(37.08)
300-9500	ATHLETIC FUND	489.60	12,669.50	54,544.64	6,747.18	16,504.67	38,529.57	3,615.96	34,913.61
300-9501	ATHLETIC'S - BASEBALL	16,632.26	0.00	0.00	0.00	0.00	16,632.26	0.00	16,632.26
300-9502	ATHLETIC'S - BOY'S BASKETBALL	5,001.75	0.00	1,628.31	0.00	0.00	6,630.06	1,145.37	5,484.69
300-9503	ATHLETIC'S - GIRL'S SOCCER	1,442.20	0.00	3,794.00	2,340.00	3,646.98	1,589.22	58.00	1,531.22
300-9504	ATHLETIC'S - FOOTBALL	3,099.90	1,895.00	8,375.00	3,751.64	(4,102.77)	15,577.67	2,315.11	13,262.56
300-9505	ATHLETIC'S - BOY'S CROSS COUNTRY	1,316.08	0.00	325.00	0.00	0.00	1,641.08	0.00	1,641.08
300-9506	ATHLETIC'S - GOLF	7,569.84	0.00	2,514.85	2,010.62	5,881.75	4,202.94	1,861.90	2,341.04
300-9507	ATHLETIC'S - TRACK	0.00	0.00	1,425.00	630.99	630.99	794.01	0.00	794.01

PIKE-DELTA-YORK LOCAL SCHOOLS

Cash Summary Report

Full Account Code	Description	Initial Cash	MTD Received	FYTD Received	MTD Expended	FYTD Expended	Fund Balance	Encumbrance	Unencumbered Balance
300-9508	ELEMENTARY - SQUARE ONE ART	\$ 1,979.86	\$ 0.00	\$ 0.00	\$ 113.40	\$ 113.40	\$ 1,866.46	\$ 640.11	\$ 1,226.35
300-9509	ATHLETIC'S - GIRL'S BASKETBALL	931.41	0.00	0.00	0.00	0.00	931.41	900.00	31.41
300-9510	ATHLETIC'S - SOFTBALL	2,863.53	0.00	406.58	0.00	0.00	3,270.11	0.00	3,270.11
300-9513	ATHLETIC'S - BOY'S SOCCER	3,088.99	0.00	9,661.00	2,732.21	6,082.21	6,667.78	0.00	6,667.78
300-9514	ATHLETIC'S - VOLLEYBALL	3,835.73	2,085.00	8,008.01	493.00	2,959.01	8,884.73	488.65	8,396.08
300-9516	ATHLETIC'S - BOWLING	2,749.50	0.00	0.00	0.00	0.00	2,749.50	0.00	2,749.50
461-9022	VO. AG. 5TH QUARTER 2021-22	0.00	0.00	0.00	0.00	0.00	0.00	0.00	0.00
467-9021	STUDENT WELLNESS & SUCCESS 2020-21	205,479.94	0.00	0.00	20,675.34	20,675.34	184,804.60	0.00	184,804.60
499-9021	SCHOOL SAFETY 2020-21	6,100.80	0.00	0.00	0.00	0.00	6,100.80	0.00	6,100.80
499-9022	SCHOOL SAFETY 2021-22	0.00	0.00	0.00	0.00	0.00	0.00	0.00	0.00
507-9020	E.S.S.E.R. I	(56,755.12)	70,111.48	70,111.48	6,424.50	19,780.86	(6,424.50)	50,881.95	(57,306.45)
507-9021	E.S.S.E.R. II	(114,747.37)	0.00	91,999.10	(112,616.25)	(22,647.69)	(100.58)	14,000.68	(14,101.26)
507-9022	E.S.S.E.R. III	(6,855.48)	0.00	46,723.76	286,950.47	327,728.67	(287,860.39)	7,371.45	(295,231.84)
509-9021	21st CENTURY 2020-21	0.00	34,887.35	34,887.35	5,329.55	40,216.90	(5,329.55)	33,081.34	(38,410.89)
509-9022	21st CENTURY 2021-22	0.00	0.00	0.00	4,952.45	4,952.45	(4,952.45)	117,474.96	(122,427.41)
510-9021	CORONAVIRUS RELIEF FUND 2020-21	0.00	0.00	0.00	0.00	0.00	0.00	0.00	0.00
516-9022	IDEA-B 2021-22	0.00	0.00	0.00	0.00	0.00	0.00	0.00	0.00
551-9022	L.E.P. 2021-22	0.00	0.00	0.00	0.00	0.00	0.00	0.00	0.00
572-9020	TITLE I 2019-20	0.00	0.00	0.00	9.00	27.00	(27.00)	9.00	(36.00)
572-9021	TITLE I 2020-21	0.00	0.00	0.00	16,818.66	91,794.11	(91,794.11)	0.00	(91,794.11)
572-9022	TITLE I 2021-22	0.00	0.00	0.00	13,084.00	19,626.00	(19,626.00)	0.00	(19,626.00)
587-9022	E.C.S.E. PRESCHOOL 2021-22	0.00	0.00	0.00	0.00	0.00	0.00	0.00	0.00
590-9021	TITLE II-A 2020-21	0.00	0.00	0.00	0.00	0.00	0.00	0.00	0.00
590-9022	TITLE II-A 2021-22	0.00	0.00	0.00	0.00	0.00	0.00	0.00	0.00
599-9022	TITLE IV-A 2021-22	0.00	0.00	0.00	0.00	0.00	0.00	0.00	0.00
599-9221	TITLE IV-A 2020-21	0.00	0.00	0.00	0.00	0.00	0.00	0.00	0.00
Grand Total		\$ 3,507,405.97	\$ 869,116.09	\$ 6,332,714.48	\$ 2,147,639.63	\$ 6,696,017.69	\$ 3,144,102.76	\$ 791,205.22	\$ 2,352,897.54

Start Date: 10/01/2021

End Date: 10/31/2021

PIKE-DELTA-YORK LOCAL SCHOOLS

Disbursement Summary Report

Check Number	Date	Name	Amount
65486	10/10/2021	ROSE PEST SOLUTIONS	\$ 226.00
65487	10/11/2021	OHIO GAS COMPANY	3,289.82
65488	10/14/2021	EDULASTIC	1,548.00
65489	10/14/2021	EXAMWORKS, LLC.	750.00
65490	10/14/2021	WEX BANK	1,432.11
65491	10/14/2021	THREE CORD LLC	3,012.00
65492	10/18/2021	GAIL DURFEY-DZENIS	204.92
65493	10/18/2021	KELLY FINNEN	204.92
65494	10/18/2021	MARY KATHRYN CURRIER-FORD	147.12
65495	10/18/2021	KARA CHIESA	260.09
65496	10/18/2021	PEGGY SMITH	3,121.10
65497	10/18/2021	ERIC ROBERTSON	288.47
65498	10/18/2021	BARBARA TAFT	234.87
65499	10/18/2021	Lisa Schmude	147.12
65500	10/18/2021	LINDA DURDEL	183.90
65501	10/18/2021	MARK NAGEL	467.64
65502	10/18/2021	JAMIE RECKNER	275.85
65503	10/18/2021	RYAN RIPKE	2,340.35
65504	10/18/2021	AMY LINTERMOOT	183.90
65505	10/18/2021	JENNIFER BUCKENMEYER	94.58
65506	10/18/2021	KELLIE CREIGHTON	260.09
65507	10/18/2021	MEGAN CARRIZALES	147.12
65508	10/18/2021	KATIE HAMILTON	3,121.10
65509	10/18/2021	REBECCA PECKINPAUGH	493.91
65510	10/18/2021	SAMUEL CARRISALEZ	3,510.45
65511	10/18/2021	VICKI SCHAFFNER	147.12
65512	10/18/2021	TODD WOODRING	1,781.23
65513	10/18/2021	ALEXANDRIA LACEY	541.20
65514	10/18/2021	DEEDRA DIXON	204.92
65515	10/18/2021	PAIGE TRIANA	275.85
65516	10/18/2021	DIANNA CALES	260.09
65517	10/18/2021	SAMANTHA KENNEDY	1,155.96
65518	10/18/2021	LAURA BECKER	241.18
65519	10/18/2021	RONALD ZDUNCZYK	204.92
65520	10/17/2021	Capital One	1,257.99
65521	10/19/2021	A BOOK COMPANY	675.07
65522	10/19/2021	A. R. S. REFUSE SERVICE	1,630.81
65523	10/19/2021	A2Z DESIGNS, LLC	550.00
65524	10/19/2021	ALLSHRED SERVICES	337.10
65525	10/19/2021	AMERIGAS	2,188.54
65526	10/19/2021	ANDERSON'S, INC.	169.63
65527	10/19/2021	ARBITER SPORTS, LLC	175.00
65528	10/19/2021	BARNES & NOBLE COLLEGE	2,807.15
65529	10/19/2021	BC TECHNOLOGIES COMPANY	5,981.50
65530	10/19/2021	BEEF AND BOARDS DINNER THEATRE	825.35
65531	10/19/2021	BENDER COMMUNICATIONS, INC.	300.00
65532	10/19/2021	BENJAMIN WAGNER	50.00
65533	10/19/2021	BLACK SWAMP EQUIPMENT, LLC	179.99
65534	10/19/2021	BLICK ART MATERIALS	239.07
65535	10/19/2021	BREEZIN' THRU INC.	870.00
65536	10/19/2021	BSN SPORTS LLC	2,742.80
65537	10/19/2021	C & F FILTER SERVICE, INC.	950.00
65538	10/19/2021	CHEER OUTFITTERS	555.92
65539	10/19/2021	FRESH ENCOUNTER CORPORATE	5.98
65540	10/19/2021	CONSOLIDATED AUDIO	295.40

Start Date: 10/01/2021

End Date: 10/31/2021

PIKE-DELTA-YORK LOCAL SCHOOLS

Disbursement Summary Report

Check Number	Date	Name	Amount
65541	10/19/2021	D&M 2 TRUCK SERVICES INC	\$ 523.10
65542	10/19/2021	DEAN FOODS COMPANY	2,459.19
65543	10/19/2021	DELTA HARDWARE & INDUSTRIAL,	567.76
65544	10/19/2021	DELTA PHYSICAL THERAPY &	3,700.00
65545	10/19/2021	STEWART B. JESSE. D7 TREASURER	20.00
65546	10/19/2021	E & S BUETER CORPORATION	151.78
65547	10/19/2021	ELLEN BERNAL	200.00
65548	10/19/2021	ENERCO CORPORATION	450.00
65549	10/19/2021	ENNIS BRITTON CO., LPA	1,863.00
65550	10/19/2021	EWELL EDUCATIONAL SERVICES	325.00
65551	10/19/2021	FALOR FARM CENTER	280.89
65552	10/19/2021	FISHER EDUCATION EMD	250.78
65553	10/19/2021	FREMONT SWEEPER CENTER	29.95
65554	10/19/2021	FRIENDS BUSINESS SOURCE	92.19
65555	10/19/2021	ACCO BRANDS USA LLC	472.16
65556	10/19/2021	GIMKIT	1,000.00
65557	10/19/2021	GORDON FOOD SERVICE	12,975.11
65558	10/19/2021	GREAT LAKES BIOMEDICAL LTD	98.00
65559	10/19/2021	HAL LEONARD PUBLISHING	195.00
65560	10/19/2021	INTEGRITY SPORT SERVICE	1,254.96
65561	10/19/2021	JAMES WOLPERT	463.94
65562	10/19/2021	JESSICA FORD	183.17
65563	10/19/2021	JJM ASSOCIATES, INC.	106.74
65564	10/19/2021	JON MIGNIN	10.18
65565	10/19/2021	Joseph E Antoszewski	3,136.77
65566	10/19/2021	JOSTENS, INC.	20.52
65567	10/19/2021	JULIAN & GRUBE, INC.	2,600.00
65568	10/19/2021	KENN-FELD GROUP, LLC	974.07
65569	10/19/2021	LAMMON BROTHERS	1,500.00
65570	10/19/2021	LITERACY RESOURCES, LLC	796.70
65571	10/19/2021	LOGO THIS	2,340.00
65572	10/19/2021	MOLLY SMITH	100.00
65573	10/19/2021	MR. LIGHTBULB	1,317.90
65574	10/19/2021	ComDoc, Inc.	945.13
65575	10/19/2021	NATIONAL FFA ORGANIZATION	1,190.00
65576	10/19/2021	NATIONAL OUTDOOR FURNITURE	1,930.00
65577	10/19/2021	94.3 THE BUCK	364.00
65578	10/19/2021	Northwest Ohio Educational	5,444.13
65579	10/19/2021	OHIO HISTORY CONNECTION	1,000.00
65580	10/19/2021	OHIO SCHOOL BUS MECHANIC	240.00
65581	10/19/2021	OHIO SCHOOLS COUNCIL	3,617.00
65582	10/19/2021	NCS PEARSON, INC.	947.44
65583	10/19/2021	MEDCO SUPPLY COMPANY	863.82
65584	10/19/2021	POSTMASTER	265.00
65585	10/19/2021	POWER TOOL SALES &	1,069.99
65586	10/19/2021	QUADIENT LEASING USA, INC	384.36
65587	10/19/2021	RACHEL WIXEY & ASSOCIATES LLC	7,513.17
65588	10/19/2021	REDLINE EQUIPMENT	124.21
65589	10/19/2021	RETTIG MUSIC	1,115.00
65590	10/19/2021	ROGERS ATHLETIC CO.	1,982.00
65591	10/19/2021	SHAWNA HELMINIAK	2,310.00
65592	10/19/2021	SHERI HARPER	322.85
65593	10/19/2021	STAPLES ADVANTAGE	240.88
65594	10/19/2021	STRATEGIC SOLUTIONS, LLC	321.20
65595	10/19/2021	TEACHER DIRECT	245.16

Start Date: 10/01/2021

End Date: 10/31/2021

PIKE-DELTA-YORK LOCAL SCHOOLS

Disbursement Summary Report

Check Number	Date	Name	Amount
65596	10/19/2021	TEAM FITZ GRAPHICS	\$ 1,035.00
65597	10/19/2021	TED HASELMAN	164.24
65598	10/19/2021	TIM BOWER	170.00
65599	10/19/2021	TIME WARNER CABLE	1,427.44
65600	10/19/2021	TOLEDO EDISON	21,704.78
65601	10/19/2021	TOMAHAWK PRINTING	815.55
65602	10/19/2021	TRAFERA, LLC	158,161.25
65603	10/19/2021	TRANSPORTATION ACCESSORIES	516.70
65604	10/19/2021	U.S. BANK EQUIPMENT FINANCE	1,376.08
65605	10/19/2021	VARSITY SPIRIT FASHIONS &	978.40
65606	10/19/2021	VELVET ICE CREAM COMPANY, INC	145.20
65607	10/19/2021	GRAINGER	319.08
65608	10/19/2021	WINDSTREAM	114.51
65609	10/19/2021	WYSE EQUIPMENT INC	699.25
65610	10/21/2021	Buca di Beppo	442.00
65611	10/21/2021	STAPLES ADVANTAGE	166.15
65612	10/21/2021	VILLAGE OF DELTA	2,539.17
65613	10/21/2021	VISA/F & M STATE BANK	2,277.29
65614	10/22/2021	VISA/F & M STATE BANK	877.50
65615	10/22/2021	VISA/F & M STATE BANK	636.00
65616	10/22/2021	VISA/F & M STATE BANK	488.87
65617	10/22/2021	VISA/F & M STATE BANK	2,195.62
65618	10/22/2021	VISA/F & M STATE BANK	743.76
65619	10/25/2021	AUS CENTRAL LOCKBOX	559.46
65620	10/25/2021	CHRISTINE BOSTELMAN, LLC	176.00
65621	10/25/2021	CICIS	99.19
65622	10/25/2021	DESIGN GRAPHICS GROUP, INC.	546.00
65623	10/25/2021	JAMES WOLPERT	445.41
65624	10/25/2021	ComDoc, Inc.	269.19
65625	10/25/2021	National Quiz Contest - David Fraizer	120.00
65626	10/25/2021	NWO JUVENILE DETENTION CENTER	176.00
65627	10/25/2021	POE HAMPSHIRE FARM	120.00
65628	10/25/2021	POWER TOOL SALES &	1,477.90
65629	10/25/2021	SCREEN PRINTED PRODUCTS	2,065.50
65630	10/25/2021	STEVEN A. SHELTON	700.00
65631	10/25/2021	TERESA DISBROW	100.00
65632	10/25/2021	TIME WARNER CABLE	613.40
65633	10/25/2021	TOLEDO EDISON	14,668.74
65634	10/25/2021	TRACY BEHRMAN	100.00
65635	10/25/2021	VICKI SCHAFFNER	80.94
65640	10/25/2021	JACOBS' FAMILY ORCHARD LLC	74.00
65641	10/28/2021	Northwest Ohio Educational	4,952.45
65642	10/28/2021	GROSS ELECTRIC, INC.	73.76
65643	10/28/2021	NORTHERN BUCKEYE	71,547.99
65644	10/28/2021	OASBO	100.00
65645	10/28/2021	RETTIG MUSIC	1,275.82
65646	10/28/2021	SCHOLASTIC/READER'S	772.20
65647	10/28/2021	PRO-ED	399.30
65648	10/28/2021	ROSE PEST SOLUTIONS	411.00
65649	10/28/2021	SCHOLASTIC CORPORATION	1,727.91
65650	10/28/2021	OHIO FFA ASSOCIATION	799.00
65651	10/28/2021	SCHOLASTIC CORPORATION	4,238.70
65652	10/28/2021	NCS PEARSON, INC	100.58
65653	10/28/2021	TEACHER DIRECT	349.94
65654	10/28/2021	WINDSTREAM	111.99

Start Date: 10/01/2021

End Date: 10/31/2021

PIKE-DELTA-YORK LOCAL SCHOOLS

Disbursement Summary Report

Check Number	Date	Name	Amount
65655	10/28/2021	KERN DELTA HOLDINGS, INC.	\$ 264.90
65656	10/28/2021	SCHOOL SAVERS	1,066.91
65657	10/28/2021	TIME WARNER CABLE	519.28
65658	10/28/2021	KENN-FELD GROUP, LLC	606.59
65659	10/28/2021	A & G EDUCATION SERVICES, INC	19,575.00
65660	10/28/2021	AUS CENTRAL LOCKBOX	471.30
65661	10/28/2021	VELVET ICE CREAM COMPANY, INC	184.80
65662	10/28/2021	AMERIGAS	4,747.66
65663	10/28/2021	INTRADO INTERACTIVE SERVICES	2,273.09
65664	10/28/2021	MARGARET SEARLE	8,700.00
65665	10/28/2021	TAFT STETTINIUS & HOLLISTER	1,505.00
65666	10/28/2021	MELHART	975.00
65667	10/28/2021	GLASS DOCTOR	292.00
65668	10/28/2021	SYNCB/AMAZON	6,226.37
65669	10/28/2021	WEX BANK	2,054.41
65670	10/29/2021	HOME DEPOT CREDIT SERVICES	404.91
65671	10/30/2021	SYNCB/AMAZON	62.69
65672	10/31/2021	AFFILIATED	132.88
65673	10/31/2021	ALL SEASONS TREE CARE	2,878.59
65674	10/31/2021	ALLEN COUNTY ED. SERV. CENTER	85.00
65675	10/31/2021	AMERIGAS	3,962.45
65676	10/31/2021	ARNETT QUALITY CARPET CLEANERS	1,541.00
65677	10/31/2021	AUTO-JET MUFFLER CORP	668.60
65678	10/31/2021	BO-DEC	273.85
65679	10/31/2021	D&M 2 TRUCK SERVICES INC	416.00
65680	10/31/2021	DAVIS & NEWCOMER ELEVATOR	356.09
65681	10/31/2021	E & S BUETER CORPORATION	48.00
65682	10/31/2021	EARL MECHANICAL SERVICES, INC	6,786.03
65683	10/31/2021	FALOR FARM CENTER	189.50
65684	10/31/2021	FRIENDS BUSINESS SOURCE	875.66
65685	10/31/2021	GIG ABOVE COMPUTERS	640.00
65686	10/31/2021	GOPHER SPORT	162.63
65687	10/31/2021	GRAINGER	69.48
65688	10/31/2021	HOSPITAL PURCHASING SERVICE	1,253.12
65689	10/31/2021	KURTZ BROS. INC.	471.49
65690	10/31/2021	K & K COLLISION	980.00
65691	10/31/2021	KERN HEATING, COOLING, &	1,300.00
65692	10/31/2021	KEVIN ABAIR	2,732.21
65693	10/31/2021	MEDQUEST EVALUATORS LLC.	599.00
65694	10/31/2021	MR. LIGHTBULB	6,147.00
65695	10/31/2021	MEDCO SUPPLY COMPANY	23.60
65696	10/31/2021	RACHEL WIXEY & ASSOCIATES LLC	9,924.56
65697	10/31/2021	REALLY GOOD STUFF, LLC	129.43
65698	10/31/2021	REDLINE EQUIPMENT	588.66
65699	10/31/2021	WILLIAM H. SADLIER, INC	1,850.08
65700	10/31/2021	STEFANIE HOFFMAN	20.93
65701	10/31/2021	TAFT STETTINIUS & HOLLISTER	805.00
65702	10/31/2021	TEACHER DIRECT	337.86
65703	10/31/2021	TRANSPORTATION ACCESSORIES	843.84
65704	10/31/2021	W.W. WILLIAMS COMPANY, LLC	2,238.26
65705	10/31/2021	WARD'S NATURAL SCIENCE EST.LLC	453.20
65706	10/31/2021	WMTR RADIO	728.00
79825	10/8/2021	PIKE-DELTA-YORK LOCAL SCHOOLS	311,276.07
79826	10/8/2021	TREASURER	4,440.70
79827	10/8/2021	TREASURER	94.00

Start Date: 10/01/2021

End Date: 10/31/2021

PIKE-DELTA-YORK LOCAL SCHOOLS
Disbursement Summary Report

Check Number	Date	Name	Amount
79828	10/8/2021	SCHOOL EMPLOYEES	\$ 1,608.04
79829	10/8/2021	STRS	3,076.83
79830	10/15/2021	CHARLIE LEBOEUF	158,022.45
79831	10/15/2021	CHARLIE LEBOEUF	16,875.79
79832	10/15/2021	American United Life Ins. Co.	462.58
79833	10/22/2021	TREASURER	9,217.62
79834	10/21/2021	PIKE-DELTA-YORK LOCAL SCHOOLS	311,210.69
79835	10/21/2021	TREASURER	21,210.00
79836	10/21/2021	STRS	78,296.00
79837	10/31/2021	U.S. BANK St. Paul	575,068.75
Grand Total			\$ 2,024,987.04

Pike Delta York Local School District
Donations
October 2021

Contributor	Recipient	Amount
None		

PIKE DELTA YOUR LOCAL SCHOOLS

Unencumbered Liabilities (Then & Now)

October 2021

Vendor	Responsible Employee	Invoice Date	P.O. #	P.O. Date	Amount of Invoice
---------------	-----------------------------	-------------------------	-------------------	----------------------	------------------------------

PIKE DELTA YOUR LOCAL SCHOOLS


Fund to Fund Transfers / Advances

October 2021

<u><i>From</i></u>				
<u>Fund</u>			T	<u>Amount</u>
			A	
Total			\$	-

<u><i>To</i></u>				
<u>Fund</u>			T	<u>Amount</u>
			A	
Total			\$	-

10/31/2021
Date



 Matt A. Feasel, CFO/Treasurer

**PIKE DELTA YORK LOCAL
SCHOOL DISTRICT
2021-22 INITIAL Appropriations**

			2021-22 Appropriations
001	0000	GENERAL FUND	15,302,185.40
001	9000	TECHNOLOGY MAINTENANCE & INSURANCE	70,373.60
002	9799	BOND RETIREMENT 2006 - REFUNDING	709,018.75
003	0000	PERMANENT IMPROVEMENT FUND	477,750.00
006	0000	FOOD SERVICE FUND	493,615.00
007	9001	BEN ATHERTON MEMORIAL SCHOLARSHIP	195.88
007	9002	NATE PARSONS MEMORIAL SCHOLARSHIP	500.00
007	9100	CLYDE J KINNEY SCHOLARSHIP FUND	200.00
007	9290	COACH CORY'S BACKPACK BUDDIES	5,000.00
007	9300	TOMMY CHILDRESS JR. MEMORIAL SCHOLARSHIP	1,000.00
007	9400	PDYLS D BOARD OF EDUCATION SCHOLARSHIP	1,000.00
007	9500	PDY FACULTY & STAFF SCHOLARSHIP	600.00
007	9800	CLASS OF 1956 MEMORIAL SCHOLARSHIP	1,000.00
007	9900	RICHARD SELL MEMORIAL SCHOLARSHIP	2,500.00
007	9990	SPROW BUCKS - TEACHER GRANT AWARD	1,550.00
007	9991	KICKSTARTER SCHOLARSHIP	1,000.00
007	9992	SHARON K. BRUCE SCHOLARSHIP	1,000.00
009	9100	U.S.S.F. - DELTA ELEMENTARY	7,500.00
009	9200	U.S.S.F. - DELTA MIDDLE SCHOOL	9,500.00
009	9300	U.S.S.F. - DELTA HIGH SCHOOL	11,950.00
018	9002	DELTA ELEMENTARY PRINCIPAL SUPPORT FUND	5,550.00
018	9005	M.S. PRINCIPAL SUPPORT FUND	5,975.00
018	9006	H.S. PRINCIPAL SUPPORT FUND	1,450.00
019	9171	WELLNESS GRANT	2,560.00
019	9173	J. PATTERSON LIBRARY GRANT	1,418.12
019	9176	M.S. AFTER-SCHOOL PROGRAM	4,132.14
019	9177	PREVENTION EDUCATION GRANT	16,272.00
034	9009	O.S.F.C. MAINTENANCE FUND	93,150.00
200	9021	CLASS OF 2021	2,476.69
200	9022	CLASS OF 2022	4,620.00
200	9023	CLASS OF 2023	35,000.00
200	9024	CLASS OF 2024	20,000.00
200	9025	CLASS OF 2025	100.00
200	9026	CLASS OF 2026	10,750.00
200	9027	CLASS OF 2027	625.00
200	9028	CLASS OF 2028	600.00
200	9100	H.S. DRAMA CLUB	100.00
200	9150	MIDDLE SCHOOL SCIENCE CLUB	500.00

**PIKE DELTA YORK LOCAL
SCHOOL DISTRICT
2021-22 INITIAL Appropriations**

			<u>2021-22 Appropriations</u>
200	9280	SPANISH CLUB	475.00
200	9320	FCCLA	170.00
200	9330	FFA	17,925.00
200	9550	M.S. CHEERLEADERS	1,810.36
200	9553	H.S. CHEERLEADERS	8,600.00
200	9610	H.S. STUDENT COUNCIL	2,975.00
200	9611	M.S. STUDENT COUNCIL	900.00
200	9650	H.S. SADD	0.00
200	9651	M.S. SADD	0.00
200	9689	DEL HI	3,275.00
200	9690	GREEN & WHITE	500.00
200	9691	M.S. YEARBOOK	1,100.00
200	9710	H.S. NATIONAL HONOR SOCIETY	100.00
200	9711	JR. HIGH NATIONAL HONOR SOCIETY	425.00
300	9200	DESTINATION IMAGINATION	21,985.00
300	9350	ART/TECH CLUB	700.00
300	9440	HIGH SCHOOL BAND	8,900.00
300	9470	CHORAL-DELAIRE	7,575.00
300	9490	HIGH SCHOOL MUSICAL	6,675.00
300	9500	ATHLETIC FUND	106,845.00
300	9501	BASEBALL TEAM	10,000.00
300	9502	BASKETBALL TEAM - BOYS	3,500.00
300	9503	SOCCER TEAM - GIRLS	1,000.00
300	9504	FOOTBALL TEAM	7,000.00
300	9505	CROSS COUNTRY TEAM - BOYS	2,000.00
300	9506	GOLF TEAM	2,500.00
300	9507	TRACK TEAM - BOYS & GIRLS	3,500.00
300	9508	SQUARE ONE ART FUNDRAISER	1,000.00
300	9509	BASKETBALL TEAM - GIRLS	7,200.00
300	9510	SOFTBALL TEAM	1,500.00
300	9513	SOCCER TEAM - BOYS	3,500.00
300	9514	VOLLEYBALL TEAM	1,200.00
300	9516	BOWLING TEAM	700.00
461	9021	VOCATIONAL AG. 5TH QUARTER 2020-21	3,200.00
467	9020	STUDENT WELLNESS & SUCCESS	205,479.94
499	9021	SCHOOL SAFETY GRANT 2020-21	6,100.80
499	9022	SCHOOL SAFETY GRANT 2021-22	6,000.00
507	9020	E.S.S.E.R. I	31,739.54

**PIKE DELTA YORK LOCAL
SCHOOL DISTRICT
2021-22 INITIAL Appropriations**

			2021-22 Appropriations
507	9021	E.S.S.E.R. II	407,300.55
507	9022	E.S.S.E.R. III	1,017,097.75
509	9021	21st CENTURY 2020-21	45,069.65
509	9022	21st CENTURY 2021-22	100,000.00
516	9022	IDEA-B 2021-22	282,354.48
551	9022	L.E.P. 2021-22	3,000.00
572	9022	TITLE I 2021-22	154,203.86
587	9022	IDEA-B - E.C.S.E. 2021-22	10,788.41
590	9022	TITLE II-A 2021-22	33,579.83
599	9022	TITLE IV-A 2020-21	11,645.12
Total			19,855,812.87